

**A joint collaboration between Stark County Public Health Agencies:**

Alliance City Health Department

Canton City Public Health

Massillon City Health Department

Stark County Health Department

Stark County, Ohio

March 3, 2022 Epi Report

**COVID-19 Snapshot  
Stark County, Ohio  
as of 12:00pm  
March 3, 2022**

**February 17, 2022-March 2, 2022**  
**Number of Confirmed & Probable Cases in Stark County**  
**183**  
**Rate per 100,000 in Stark County Population**  
**49.38**  
**CDC COVID-19 Community Level: Low**  
**3/3/2022**

**Confirmed Cases**

Total:  
66,216

Active/Open Cases:  
418

Closed:  
(includes Deaths)  
65,798

Closed due to Death:  
1,496

**Probable Cases**

Total:  
13,268

Active/Open Cases:  
97

Closed:  
(includes Deaths)  
13,171

Closed due to Death:  
229

**Hospitalized  
Confirmed &  
Probable Cases**

Yes:  
(includes ICU)  
4,037

Yes, ICU:  
196

Discharged:  
1,701

**Age  
Range**

Confirmed  
Cases:  
<1-108

Hospitalized in  
Confirmed  
Cases:  
<1-105

Deaths in  
Confirmed  
Cases:  
<21-108

All data contained is preliminary and is subject to change as more information is reported to Ohio Department of Health (ODH). Data is as of 11:00pm on 3/2/2022. Cases from previous days are likely to change as more information is entered. Caution should be exercised as data is subject to change. Numbers may differ from ODH depending on time data was accessed.

For questions regarding this report, please contact:

Amanda Archer, MPH [aarcher@cantonhealth.org](mailto:aarcher@cantonhealth.org)

Jessica Boley, RD, LD [jboley@cantonhealth.org](mailto:jboley@cantonhealth.org)

Chelsea Sadinski, MPH [SadinskiC@starkhealth.org](mailto:SadinskiC@starkhealth.org)



**Stark County Epi Situational Report-COVID-19**

**Table 1 as of: 3/3/2022 12:00PM**

Next report scheduled: 3/17/2022

Cases Reported to Stark LHDs		
Data from 12/8/2021-3/3/2022 (12-weeks)		
Positive/Confirmed	19,326	
Hospitalized	832	4.31%
ICU Admissions	11	0.06%
Deaths in Confirmed Cases	255	1.32%
Probable Cases	4,212	
Deaths in Probable Cases	37	

Cases Reported to Stark LHDs		
Cumulative Data as of 3/3/2022 12:00		
Positive/Confirmed	66,216	
Hospitalized	3,949	5.96%
ICU Admissions	192	0.29%
Deaths in Confirmed Cases	1,496	2.26%
Probable Cases	13,268	
Deaths in Probable Cases	229	

**Descriptive Statistics for Stark County Confirmed Cases: Data from 12/8/2021-3/3/2022**

Gender			
	Confirmed Cases		Deaths
Male	8,397	43.4%	168
Female	10,877	56.3%	127
Unknown	52	0.3%	0
Total	19,326		295

Ethnicity			
	Hispanic	Non-Hisp	Unknown*
Count	316	13,968	5,042
%	1.6%	72.3%	26.1%

Race							
	White	Black	Asian/Pacific Islander	American Indian/Alaskan Native	Other	Multiple Races	Unknown*
Count	12,941	1,713	152	29	508	418	3,565
%	67.0%	8.9%	0.8%	0.2%	2.6%	2.2%	18.4%

\*Unknown counts includes refused to answer responses

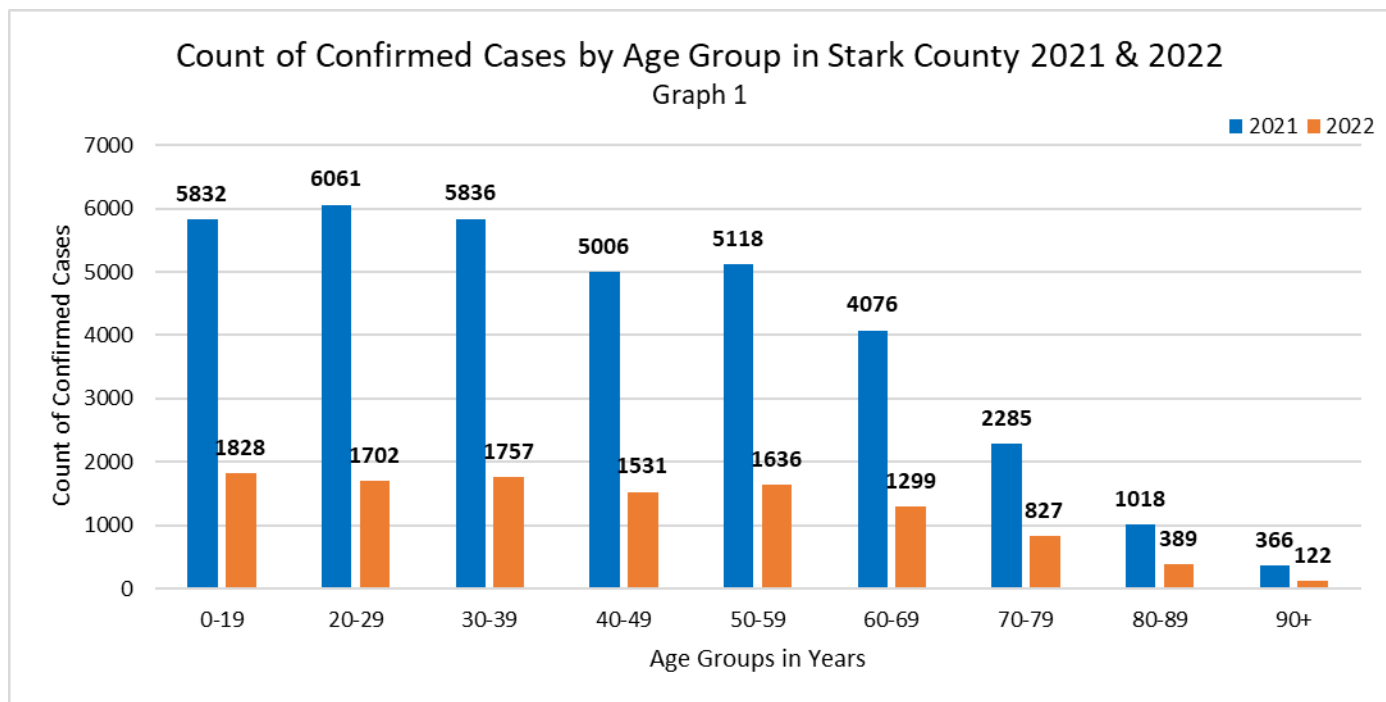
**Hospitalization Information for Stark County Confirmed Cases-Cumulative Counts**

Hospitalized			If hospitalized, in ICU?			Discharged from Hospital		
Yes	3,949	6.0%	Yes	192	5%	ICU	140	
No	57,155	86.3%	No	3,757	95%	Other	1510	
Unknown	5,112	7.7%				Some cases may be discharged due to death.		

**Stark County Vaccination Update as of 3/3/2022**

Current Vaccination Groups Eligible	Vaccine Started	Vaccine Completed
Persons aged 5 and over	210,923	Count: 198,076
	56.91% of population	53.45% of population

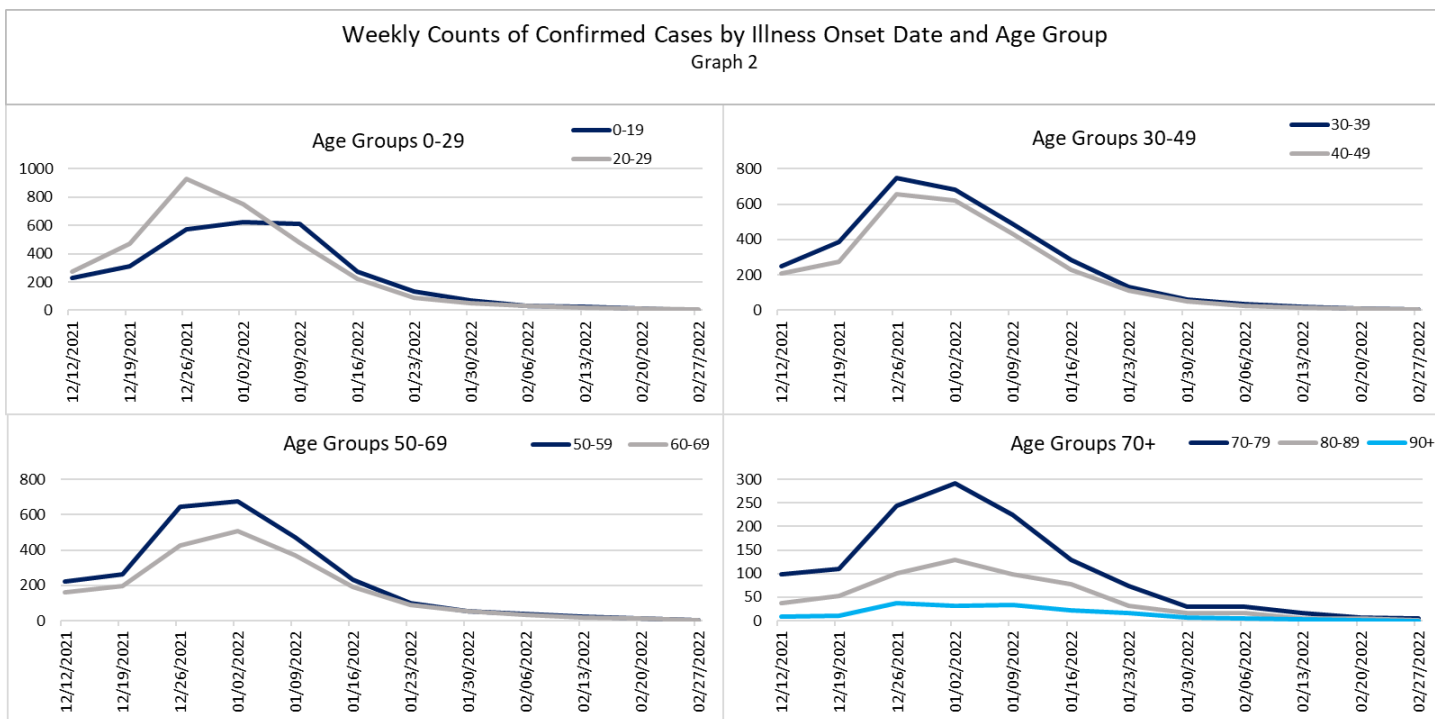
Count of Confirmed Cases by Age Group in Stark County 2021 & 2022  
Graph 1



Graph 1 shows the cumulative number of confirmed cases by age group for 2021 and 2022. There are 2 from 2021 and 2 from 2022 confirmed case in which date of birth is currently unknown and not shown in graph above.

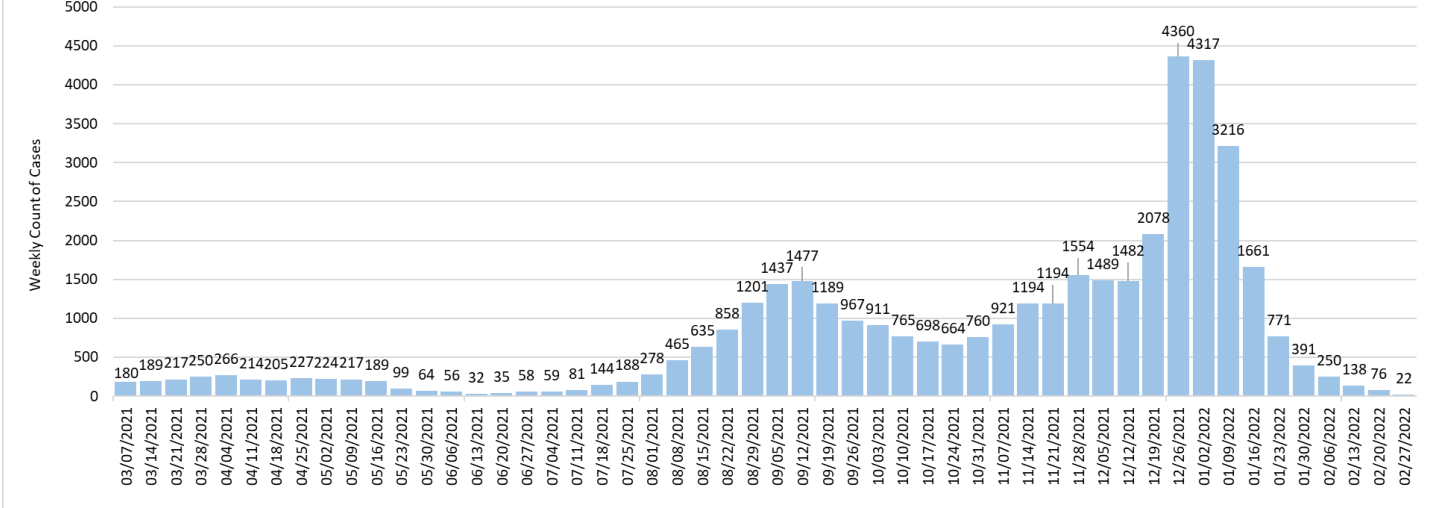
Graph 2 shows a breakdown of confirmed cases by week by age groups. As with all data contained in this report, caution is advised when looking at the past 2-3 weeks of data due to delays in testing results. Only 12 weeks of data is shown in graphs below. Please be aware that all 4 graphs have differing y-axis (vertical axis) to best show differences in case counts from week to week.

Weekly Counts of Confirmed Cases by Illness Onset Date and Age Group  
Graph 2



# EPIDEMIOLOGICAL REPORT ON COVID-19

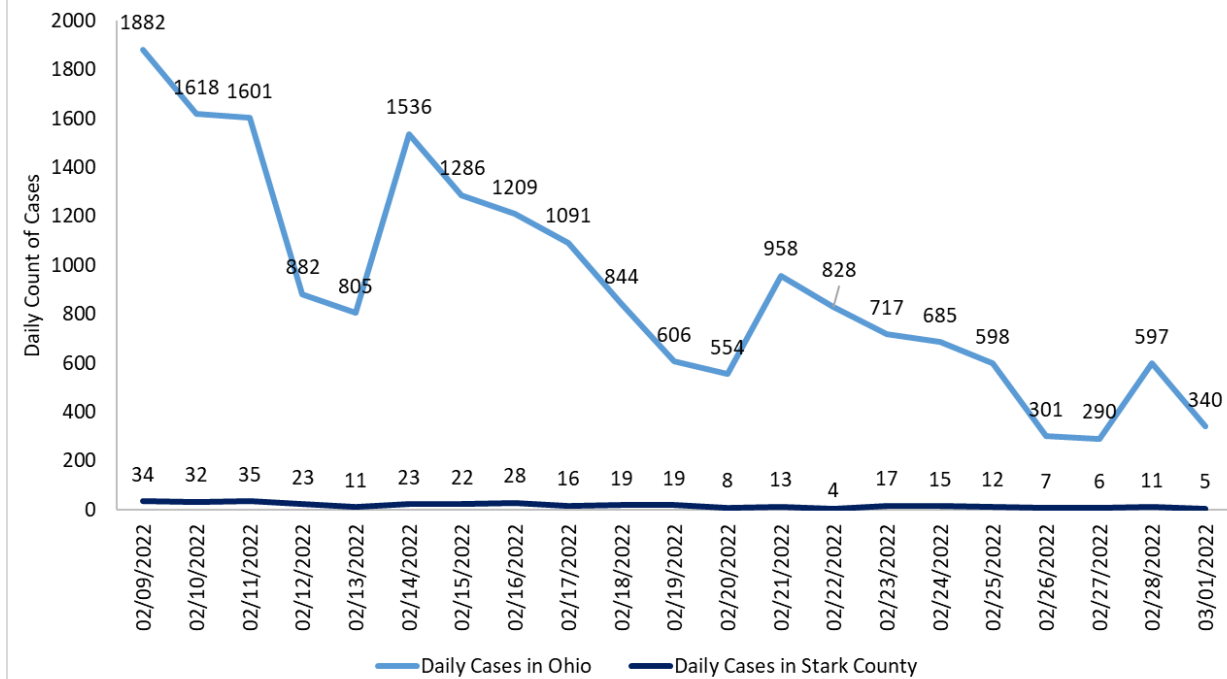
Weekly EpiCurve of Confirmed COVID-19 Cases in Stark County by Illness Onset  
Graph 3



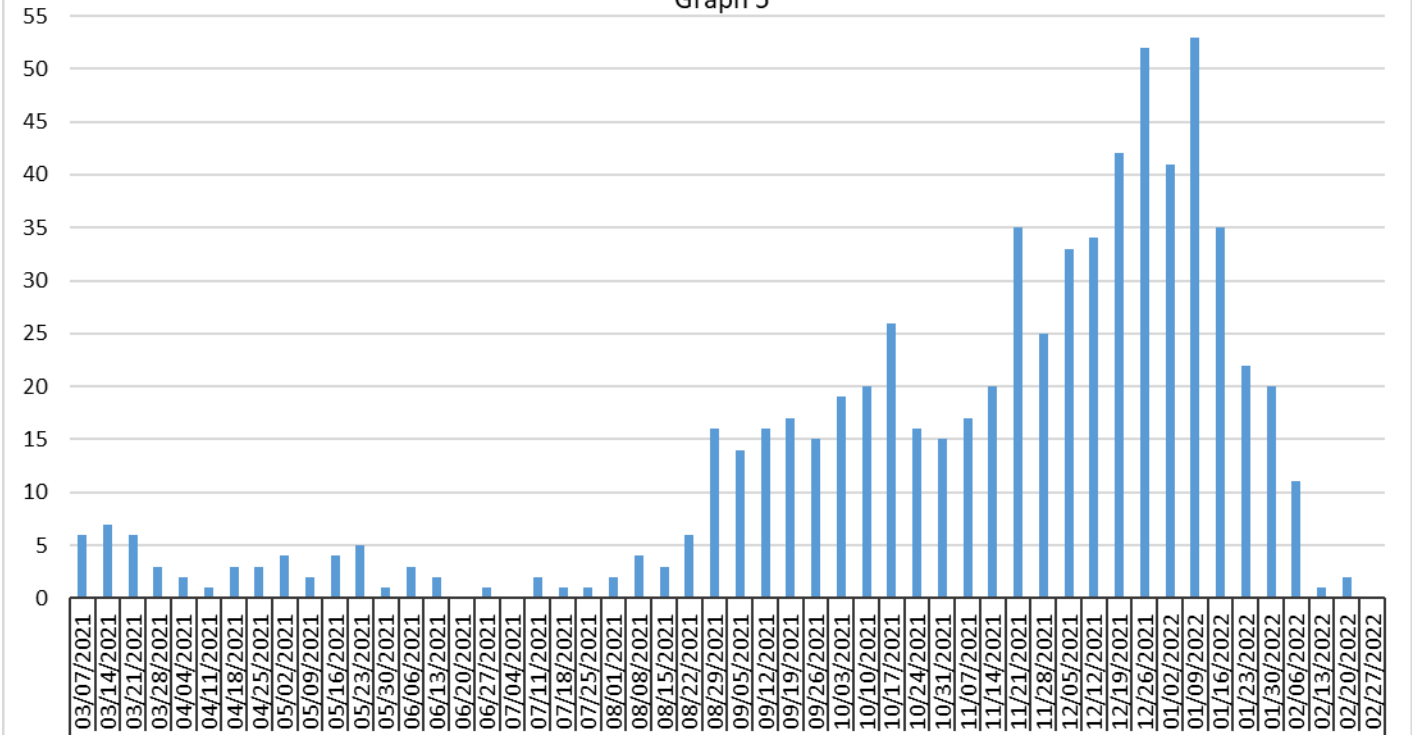
Graph 3 shows the EpiCurve which displays the total number of laboratory-confirmed cases per week, based on the illness onset date for Stark County. If the illness onset date is not available, the earliest known date is utilized, which could be the date the specimen was collected, the date of the test results or the date reported to the local health department. Counts will change as additional information is collected. Stark County’s first confirmed case reported an illness onset date of 2/25/2020 but graph only contains 52 weeks of data.

To help highlight short-term daily changes, Graph 4 shows daily counts of laboratory confirmed cases for a 21-day period.

21 Day EpiCurve of Confirmed COVID-19 Cases in Stark County and Ohio by Illness Onset  
Graph 4

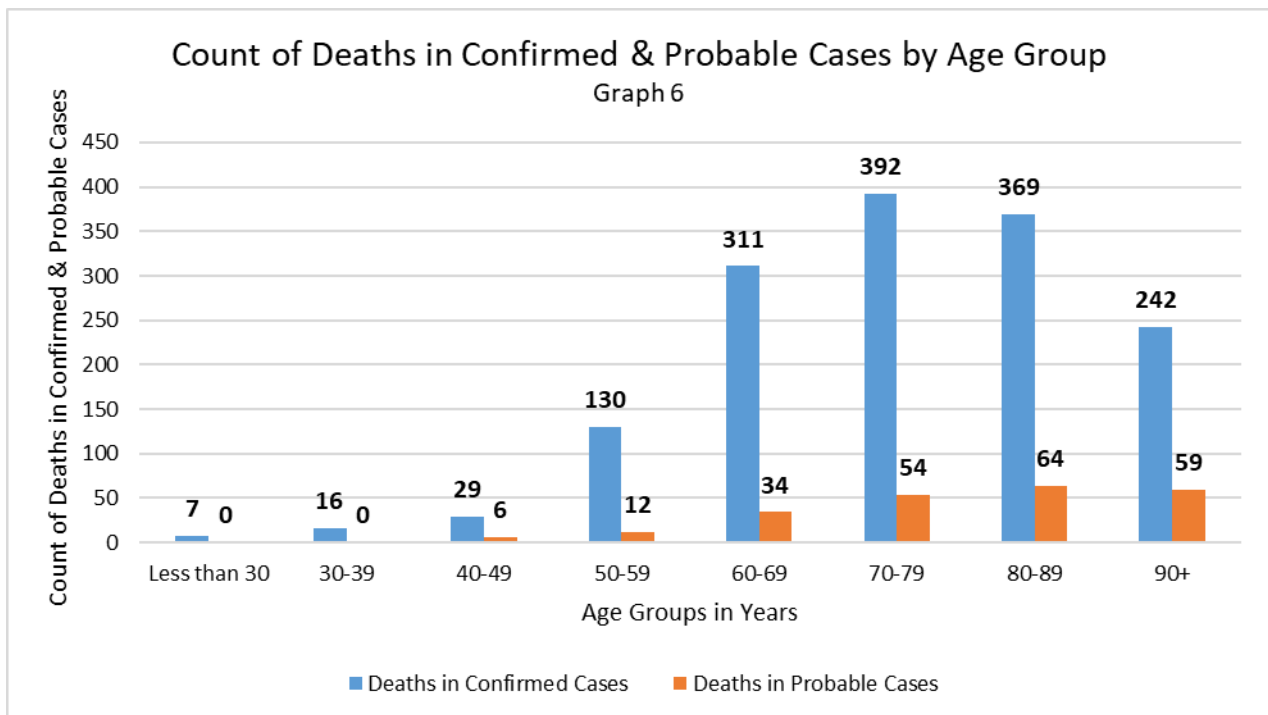


Count of Deaths in Confirmed Cases by Week  
Graph 5



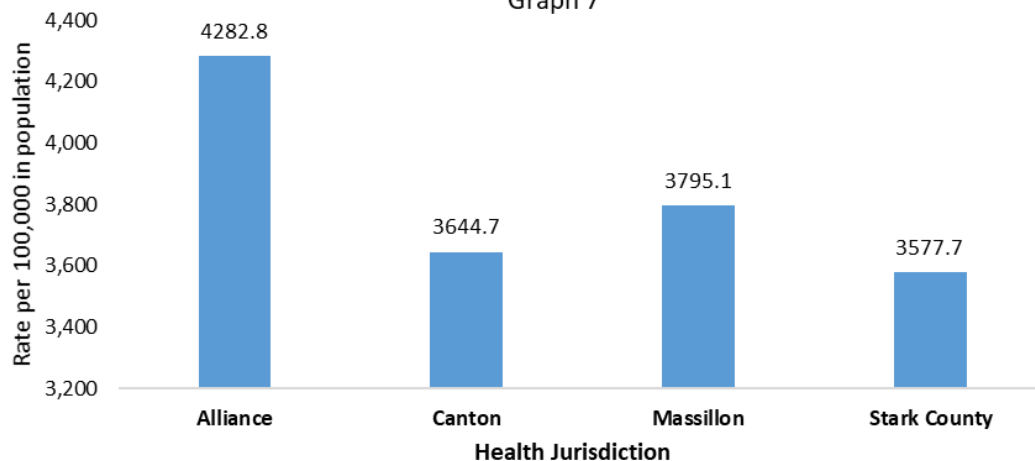
Graph 5 is a breakdown of death counts in laboratory-confirmed cases by week in which the death occurred. Includes only deaths reported to the local health department as of 12:00 pm on 3/3/2022. This isn't an automated process which is why it may be a week or longer for a death to be documented. **Please see last page of report for additional information regarding deaths.**

Graph 6 shows the breakdown in deaths in confirmed and probable cases by age group.



Rate of Confirmed and Probable Cases by Health Jurisdiction-2022 only

Graph 7



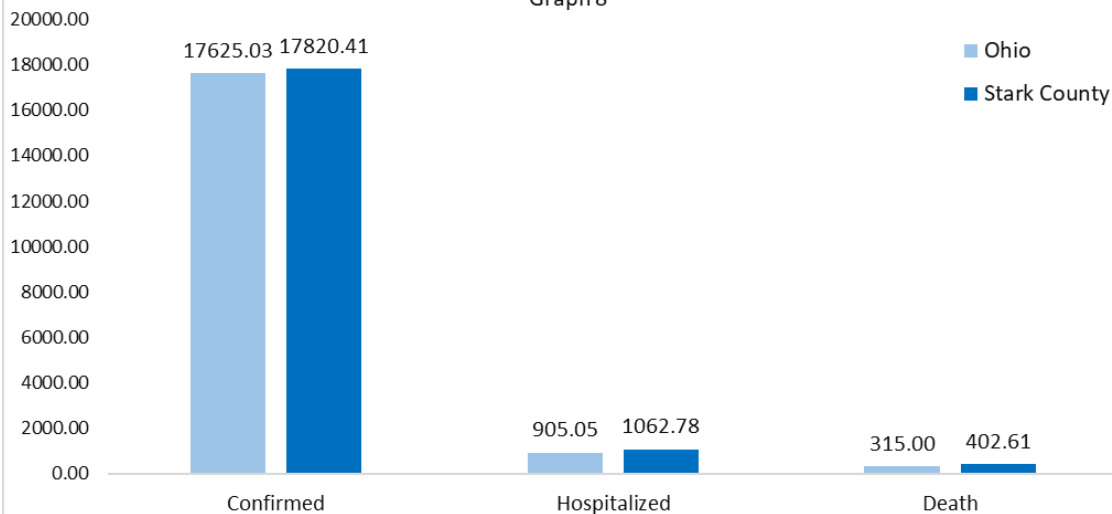
Health Jurisdiction	Probable Cases	Confirmed Cases	Total
Alliance	137	819	956
Canton	443	2125	2568
Massillon	163	1067	1230
Stark County	1732	7083	8815

Rates=(case count/population)\*100000

Graph 7 shows the rate of cumulative confirmed and probable cases by Stark County jurisdictions. Alliance, Canton and Massillon jurisdictions covers those within those particular city limits. Stark County jurisdiction covers all other areas outside of those three city limits. Rates calculated by 2018 population census data.

Rates of Confirmed Cases by Population

Graph 8



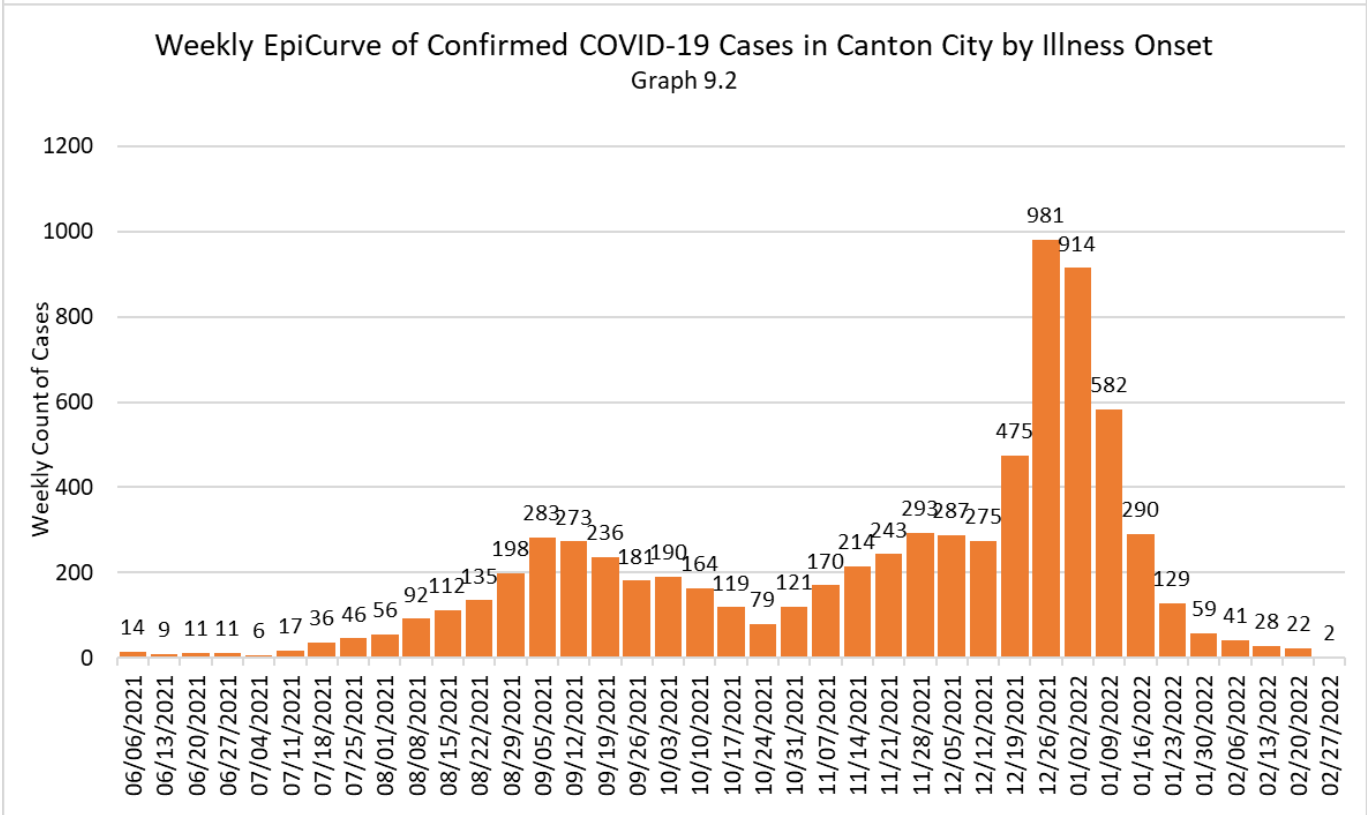
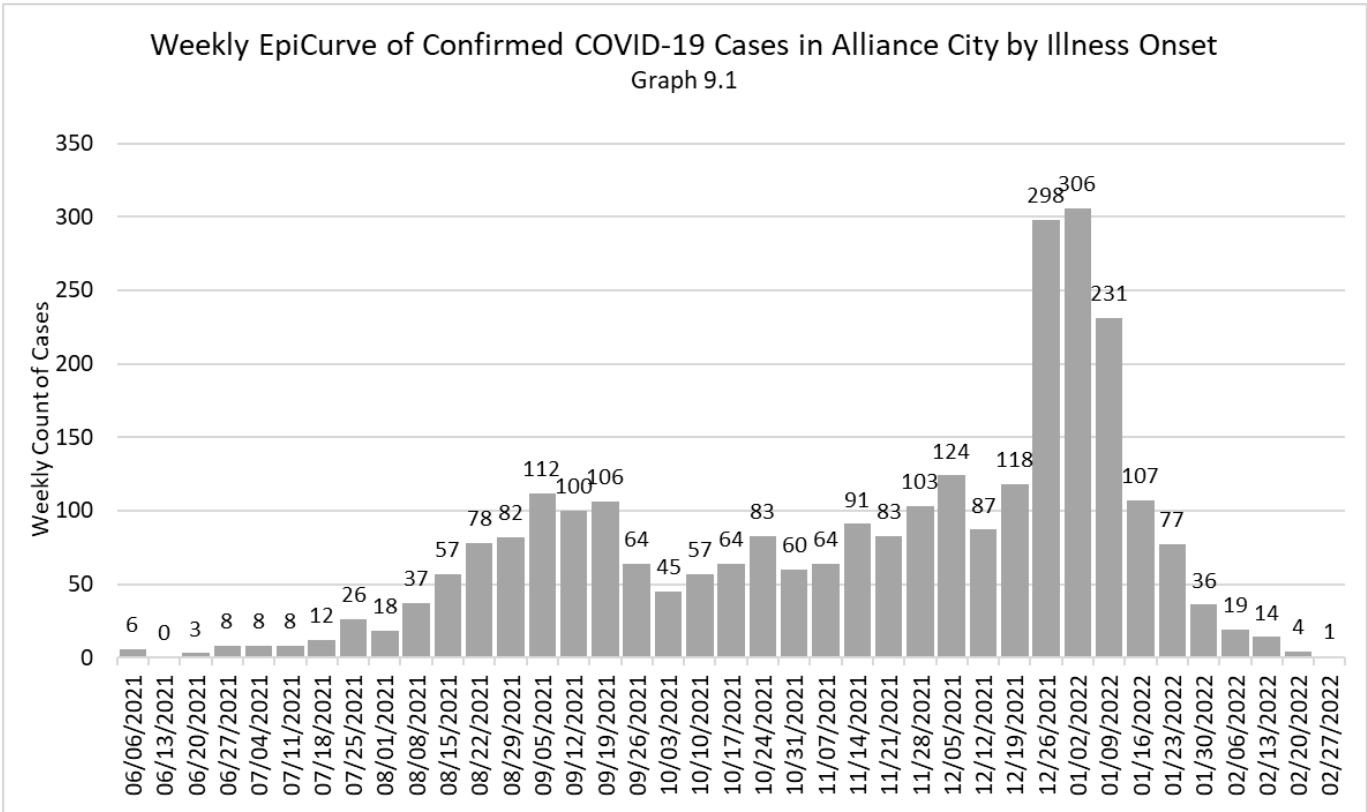
Counts of Cases	Ohio	Stark County
Confirmed	2,060,268	66,216
Hospitalized	105,795	3,949
Deaths	36,822	1,496

Rates based on 2018 population from data.census.gov.  
Rates=(count/population)\*100000

Graph 8 shows the rates dependent on the 2018 population in Ohio and Stark County. This graph works to compare cases in different populations by normalizing the cases per 100,000 persons.

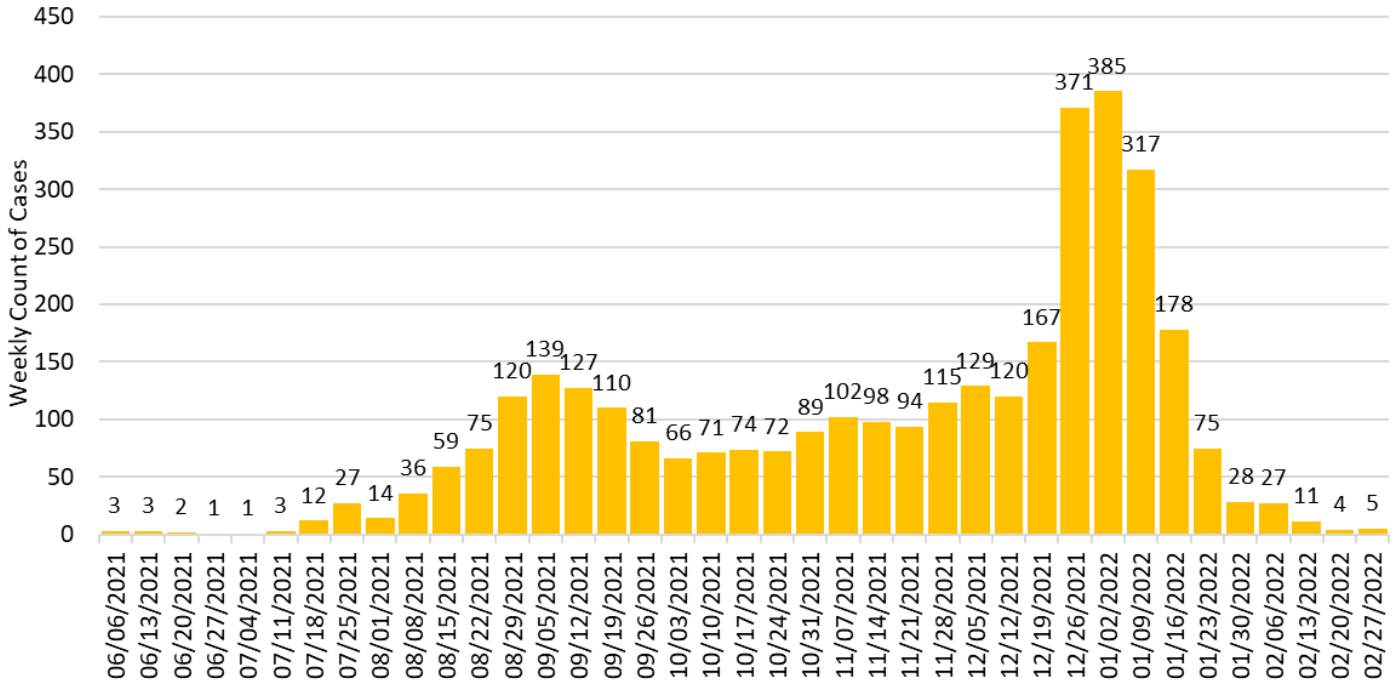
- Stark County's rate of laboratory confirmed cases is 1.0x higher than those in Ohio.
- Stark County's rate of laboratory confirmed cases who require hospitalization is 1.2x higher than Ohio's rate.
- Stark County's rate of death due to COVID-19 complications is 1.3x higher than Ohio's rate.

To give health jurisdictions a clearer picture of cases within the 3 city limits and outside of those city limits, new graphs have been added. Graphs 9.1, 9.2, 9.3 are for each of the 3 city centers in Stark County. Graph 9.4 is for cases that occurred in residents outside of the 3 city limits. Please be aware that all 4 graphs have differing y-axis (vertical axis) to best show differences in case counts from week to week.



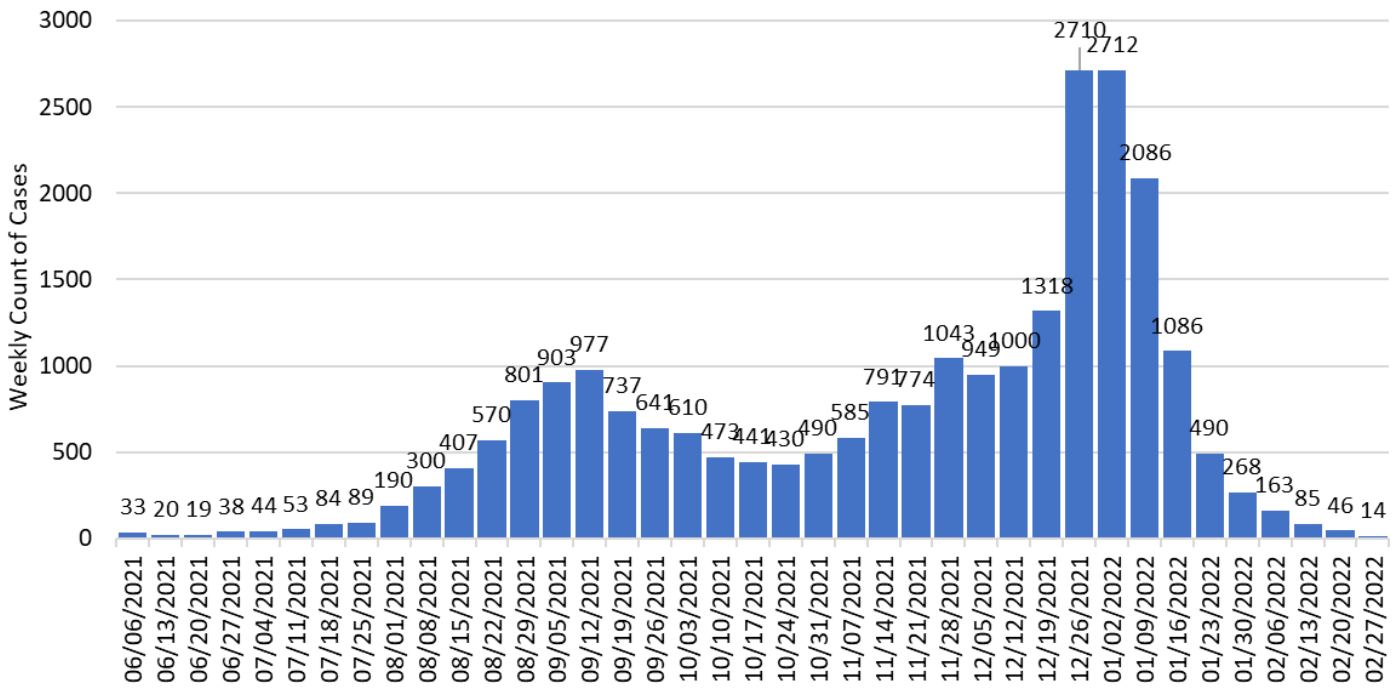
Weekly EpiCurve of Confirmed COVID-19 Cases in Massillon City by Illness Onset

Onset  
Graph 9.3



Weekly EpiCurve of Confirmed COVID-19 Cases outside 3 city limits by Illness Onset

Onset  
Graph 9.4





Background from [www.cdc.gov](http://www.cdc.gov): Coronavirus disease 2019 (COVID-19) is a respiratory illness that can spread from person to person. The virus that causes COVID-19 is a novel coronavirus that was first identified during an investigation into an outbreak in Wuhan, China.

Case definitions revised 9/22/2021

Confirmed

- Meets confirmatory laboratory evidence.
- o NOTES: Asymptomatic infections are reportable as confirmed cases. In some cases, a SARS-CoV-2 genomic sequencing result may be available without an associated positive PCR result. These records should be classified as a confirmed case; however, public health action may be limited as SARS-CoV-2 genomic sequencing assays are non-diagnostic tests and generally not CLIA-validated.

Probable

- Meets presumptive laboratory evidence AND was reported on or after November 1, 2020; OR
- o For reports received prior to November 1, 2020: meets presumptive laboratory evidence AND either clinical criteria OR epidemiologic linkage; OR
- Meets clinical criteria AND epidemiologic linkage with no confirmatory or presumptive laboratory testing performed for SARS-CoV-2; OR
- Meets vital records criteria with no confirmatory laboratory evidence for SARS-CoV-2.

Counts and rates are based on date of illness onset. If onset date is unknown, the earliest known date is utilized. Any rates based on counts less than 10 are considered unreliable and caution should be exercised when interpreting. Due to testing restrictions, data may be skewed. Report compiled by Canton City Public Health.

Data is sourced from: [coronavirus.ohio.gov](http://coronavirus.ohio.gov), ODH data warehouse, and [census.gov](http://census.gov). “These data were provided by the Ohio Department of Health. The Department specifically disclaims responsibility for any analyses, interpretations or conclusions.”

Beginning March 2, 2021, ODH changed from using Ohio Disease Reporting System (ODRS) for mortality data to utilizing Electronic Death Registration System (EDRS) data. This allows only deaths which have been verified by the CDC’s National Center for Health Statistics (NCHS) to be included on the ODH website. This data is not updated daily. For the time being, Stark County will continue to utilize mortality data for ODRS with the disclaimer that data is considered preliminary and subject to change.

For information regarding test priorities, please visit: <https://coronavirus.ohio.gov/static/docs/COVID-19-Testing-Guidance.pdf>

For information regarding testing sites, please visit: <https://coronavirus.ohio.gov/wps/portal/gov/covid-19/testing-centers/>

For information on Restart Stark, including guidance and resources for Stark County, please visit: <https://coronavirus-response-stark-county-resources-starkcountyohio.hub.arcgis.com/>

For information on testing Statewide, please visit: <https://coronavirus.ohio.gov/wps/portal/gov/covid-19/dashboards/key-metrics/testing>

For information on vaccinations, please visit: <https://coronavirus.ohio.gov/wps/portal/gov/covid-19/covid-19-vaccination-program>